







FITTINGS


Dripline Connectors 16 mm

	Barbed connector
	Elbow barb
	T barb
	T barb, 3/4" female
	T barb, 3/4" male
	Y connector, 3/4" male

	Barb connector, 3/4" male
	Elbow barb, 3/4" male
	Quick start for PE & PVC
	Grommet for quick start for PVC
	End line
	Snap clip
	Dripper plug for AmnonDrip & TopDrip

Lateral Flush Valve

Automatic lateral flush valve for efficient dripline maintenance



Lateral LPD

Dripline leakage prevention device

OPERATING PRESSURE

- Opening pressure - 14 m
- Closing pressure - 6 m

