

THICK-WALLED PC FLAT DRIPLINE

TopDrip HD PC & PC AS



Innovative, cost effective, heavy duty pressure-compensating (PC) and anti-siphon (PC AS) thick-walled dripline models based on the cascade labyrinth

APPLICATIONS

- Row crops and vegetables
- For orchards and other multi-seasonal applications
- Subsurface drip irrigation (SDI)
- Variable topography
- Irrigation of long rows with high uniformity

STRUCTURE AND FEATURES

- Accurate pressure-compensating dripper
- Low CV: 3.0%
- Cascade labyrinth incorporated for maximal clog resistance
- Protection from root intrusion
- Unique double self-cleaning mechanism
- Large water passages for optimal durability at low flow rates
- Multiple channel water inlet for operation under heavy dirt load
- Close dripper spacing creates a continuous wetted strip

TECHNICAL DATA

- Flow rate: 0.6, 1.0, 1.6, 2.0, 2.2, 3.5 l/h
- Pressure regulating range: 0.4-4.0 bar
- Operating pressure: 0.4-4.0 bar, according to wall thickness
- Wall thickness: 0.9-1.2 mm
- Recommended filtration: 130 micron (120 mesh)

TopDrip PC



0.6, 1.0, 1.6, 2.0, 2.2, 3.5 l/h

TopDrip PC AS



0.6, 1.0, 1.6, 2.0, 2.2, 3.5 l/h

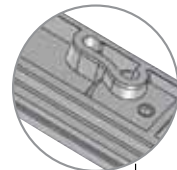


3 PARTS-UPPER VIEW

Shallow profile reduces head losses
Raised water inlet reduces clogging

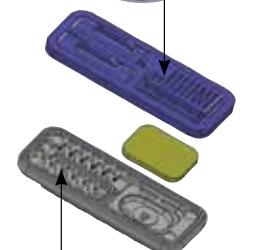



Weir design prevents root intrusion and sand suction

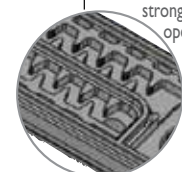


3 PARTS-BOTTOM VIEW

Multi-channel: three-dimensional water inlets and eleven independent entrances



Cascade labyrinth, wide water passages and strong self-cleaning operation



THICK-WALLED PC FLAT DRIPLINE

TopDrip HD PC & PC AS

TECHNICAL DATA

Nominal diameter (mm)	Wall thickness		OD (mm)	ID (mm)	Maximum Pressure (bar)	KD	Connector type
	(mm)	(mil)					Dentados
16	0.90	35	15.70	13.9	4.0	0.575	●
	1.00	39	15.90	13.9	4.0	0.575	●
	1.15	45	16.20	13.9	4.0	0.575	●
17	0.90	35	16.20	14.4	4.0	0.48	●
	1.00	39	16.40	14.4	4.0	0.48	●
	1.20	47	17.00	14.4	4.0	0.48	●
20	1.00	39	19.70	17.70	4.0	0.35	●
	1.20	47	20.10	17.70	4.0	0.35	●



TOPDRIP PACKAGING AND SHIPPING

Carton spools

Nominal diameter (mm)	Wall thickness (mm)	Standard coil length (m)	Coils per 20 ft. container	Coils per 40 ft. container	Coils per 40 ft. HC container
16	0.90	400	320	640	720
	1.00	400	320	640	720
17	0.63	600	320	640	720
	0.90	400	320	640	720
	1.00	400	320	640	720
20	0.90	300	320	640	720
	1.00	300	320	640	720



Coils

Nominal diameter (mm)	Wall thickness (mm)	Standard coil length (m)	Coils per 20 ft. container	Coils per 40 ft. container	Coils per 40 ft. HC container
16	0.90	500	150	320	360
	1.00	500	150	320	360
	1.15	500	150	320	360
17	0.90	500	150	320	360
	1.00	500	150	320	360
	1.20	500	150	320	360
20	1.00	300	150	345	365
	1.20	300	150	345	365



* Dropper spacing can affect coil length.

THICK-WALLED PC FLAT DRIPLINE

TopDrip HD PC & PC AS



HEAD LOSS (m) IN RELATION TO LATERAL LENGTH (m), DRIPPER FLOW RATE AND SPACING (cm)

TopDrip HD 16mm 0.6l/h W.T 0.9-1.15 ID 13.9											TopDrip 16, 1.0l/h, W.T 0.9-1.15mm, ID 13.9											TopDrip 16, 1.6l/h, W.T 0.9-1.15mm, ID 13.9											TopDrip 16, 2.0l/h, W.T 0.9-1.15mm, ID 13.9												
Lateral length (m)	Dripper spacing (cm)										Lateral length (m)	Dripper spacing										Lateral length (m)	Dripper spacing										Lateral length (m)	Dripper spacing (cm)											
	0.15	0.2	0.3	0.4	0.5	0.6	0.75	0.8	0.9	1		0.15	0.2	0.3	0.4	0.5	0.6	0.75	0.8	0.9	1		0.15	0.2	0.3	0.4	0.5	0.6	0.75	0.8	0.9	1		0.15	20	30	40	50	60	75	80	90	100		
20											0.1	0.1									0.3	0.2															0.4	0.2	0.1	0.1	0.1	0.1	0.1	0.1	0.1
40	0.3	0.2	0.1								0.1	0.5	0.2	0.1	0.1						0.4	1.1	0.4	0.2	0.1											0.6	0.4	0.2	0.1	0.1	0.1	0.1	0.1	0.1	
60	1	0.5	0.2	0.1	0.1						0.1	1.5	0.6	0.3	0.2	0.1	0.1	0.1	0.1		0.7	3.8	1.4	0.7	0.4	0.3									0.8	0.4	0.2	0.1	0.1	0.1	0.1	0.1	0.1		
80	2.2	1.1	0.5	0.2	0.2	0.1	0.1	0.1			0.1	3.5	1.3	0.7	0.4	0.3	0.2	0.1	0.1	0.1	1.6	8.8	3.2	1.6	1	0.7	0.4	0.4	0.3	0.2				1.0	0.6	0.4	0.2	0.1	0.1	0.1	0.1	0.1			
100	4.3	2.2	0.9	0.5	0.3	0.2	0.1	0.1	0.1	0.1	0.1	6.8	2.5	1.3	0.8	0.5	0.3	0.3	0.2	0.2	1.9	16.9	6.2	3.1	1.9	1.2	0.8	0.7	0.5	0.4				1.2	0.7	0.5	0.4	0.3	0.3	0.2	0.2	0.2			
120	7.2	3.7	1.5	0.8	0.5	0.3	0.2	0.2	0.2	0.1	1.2	11.6	4.3	2.2	1.3	0.9	0.5	0.5	0.4	0.3	2.8	28.9	10.5	5.3	3.2	2.1	1.3	1.1	0.9	0.7				1.5	0.9	0.7	0.6	0.5	0.4	0.3	0.2	0.2			
140	11.3	5.7	2.3	1.2	0.8	0.5	0.3	0.3	0.2	0.2	1.4	18.3	6.7	3.4	2	1.4	0.8	0.7	0.6	0.5	3.2	16.5	8.3	5	3.3	2	1.8	1.4	1.1				1.8	1.1	0.9	0.8	0.7	0.6	0.5	0.4	0.3				
160	16.5	8.4	3.4	1.8	1.1	0.8	0.5	0.4	0.3	0.3	1.6	27	9.9	5	3	2	1.2	1.1	0.8	0.7	3.6	24.4	12.2	7.3	4.9	3	2.6	2	1.6				2.2	1.6	1.4	1.1	1.0	0.9	0.7	0.6	0.5				
180											1.8										4.2	17.3	10.3	6.8	4.2	3.6	2.8	2.3				2.8	2.3	2.0	1.8	1.6	1.4	1.2	1.1	1.0					
200											2.0										4.8	23.5	14	9.3	5.7	4.9	3.8	3.1				3.1	3.1	2.8	2.5	2.2	2.0	1.8	1.6	1.4	1.2				
220											2.2										5.4	18.4	12.2	7.5	6.5	5.1	4				4	4	3.6	3.2	2.9	2.6	2.4	2.2	2.0	1.8	1.6				
240											2.4										6.0	24.0	15	10.3	9.3	7.8	6.5	5.2				5.2	5.2	4.7	4.3	3.9	3.6	3.2	2.9	2.6	2.4				
260											2.6										6.6	26.0	17.3	10.3	9.3	7.8	6.5	5.2				5.2	5.2	4.7	4.3	3.9	3.6	3.2	2.9	2.6	2.4				
280											2.8										7.2	28.0	19.9	12.2	11.1	9.3	7.8	6.5				5.2	5.2	4.7	4.3	3.9	3.6	3.2	2.9	2.6	2.4				
300											3.0										7.8	30.0	21.4	13.4	12.2	10.3	8.4	6.5				5.2	5.2	4.7	4.3	3.9	3.6	3.2	2.9	2.6	2.4				
320											3.2										8.4	32.0	23.5	14	12.2	11.1	9.3	7.8				5.2	5.2	4.7	4.3	3.9	3.6	3.2	2.9	2.6	2.4				
340											3.4										9.0	34.0	25.9	15.8	14.6	12.2	10.3	8.4				5.2	5.2	4.7	4.3	3.9	3.6	3.2	2.9	2.6	2.4				
360											3.6										9.6	36.0	28.3	17.3	15.8	14.6	12.2	10.3				5.2	5.2	4.7	4.3	3.9	3.6	3.2	2.9	2.6	2.4				
380											3.8										10.2	38.0	30.7	18.8	17.3	15.8	14.6	12.2				5.2	5.2	4.7	4.3	3.9	3.6	3.2	2.9	2.6	2.4				
400											4.0										10.8	40.0	33.1	20.3	18.8	17.3	15.8	14.6				5.2	5.2	4.7	4.3	3.9	3.6	3.2	2.9	2.6	2.4				
420											4.2										11.4	42.0	35.5	21.8	20.3	18.8	17.3	15.8				5.2	5.2	4.7	4.3	3.9	3.6	3.2	2.9	2.6	2.4				
440											4.4										12.0	44.0	37.9	23.3	21.8	20.3	18.8	17.3				5.2	5.2	4.7	4.3	3.9	3.6	3.2	2.9	2.6	2.4				
460											4.6										12.6	46.0	40.3	24.8	23.3	21.8	20.3	18.8				5.2	5.2	4.7	4.3	3.9	3.6	3.2	2.9	2.6	2.4				
480											4.8										13.2	48.0	42.7	26.3	24.8	23.3	21.8	20.3				5.2	5.2	4.7	4.3	3.9	3.6	3.2	2.9	2.6	2.4				
500											5.0										13.8	50.0	45.1	27.8	26.3	24.8	23.3	21.8				5.2	5.2	4.7	4.3	3.9	3.6	3.2	2.9	2.6	2.4				

